

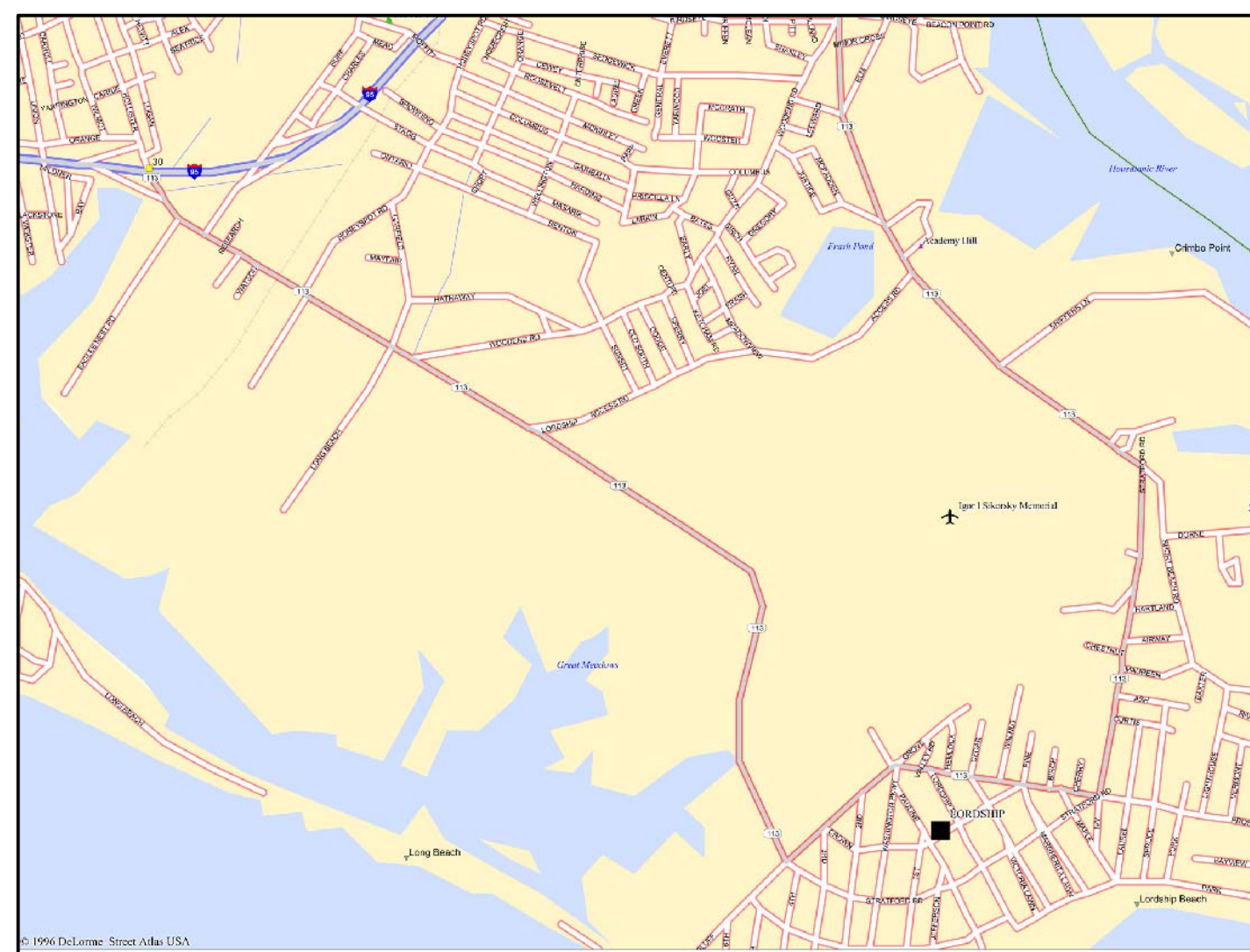
HVAC Replacement at: Lordship Elementary School

254 Crown Steet
Stratford, Connecticut



2725 Main Street
Stratford, CT 06614

LOCATION MAPS



GENERAL NOTES:

- ALL DETAILS AND/OR PART OF DETAILS ARE SIMILAR FOR SIMILAR LOCATIONS IN ALL OR PART OF THE DETAIL.
- ALL WORK IS NEW UNLESS NOTED OTHERWISE.
- EACH CONTRACTOR SHALL VERIFY ALL CONDITIONS AND DIMENSIONS ON THE JOB SITE.
- INDICATED DIMENSIONS ARE TO :
 - FACE OF MASONRY OR CONCRETE AND FACE OF FINISH TO FINISH ARE EXACT.
 - CENTER LINES.
- WRITTEN DIMENSIONS ON THESE DRAWINGS SHALL HAVE PRECEDENCE OVER SCALED DIMENSIONS.
- ANY VARIATION FROM CONDITIONS SHOWN ON THESE DRAWINGS SHALL BE BROUGHT TO THE ATTENTION OF THE CONSTRUCTION MANAGER AND ARCHITECT. AFFECTED WORK SHALL NOT PROCEED UNTIL CLARIFICATION HAS BEEN RECEIVED.
- ALL WORK IS TO CONFORM TO ALL APPLICABLE CONNECTICUT BUILDING CODES.
- USE ONLY NEW MATERIALS AND EQUIPMENT WITHOUT DEFECTS.
- DISCREPANCIES AND OMISSIONS ON DRAWINGS AND SPECIFICATIONS SHALL BE REPORTED TO THE CONSTRUCTION MANAGER AND ARCHITECT IN WRITING FOR CLARIFICATION.
- SET ALL WORK STRAIGHT, PLUMB AND LEVEL OR WITH INDICATED SLOPE.
- EACH CONTRACTOR IS TO USE THE APPROVED STANDARDS: A.I.S.C. FEDERAL, U.S., ETC. STANDARDS OF THEIR TRADES. ALL CONSTRUCTION SHALL BE PERFORMED TO THESE STANDARDS.
- IF AMBIGUITIES EXIST IN THE CONTRACT DOCUMENTS, THE CONTRACTOR SHALL INCLUDE IN HIS BID THE MORE EXPENSIVE METHOD OF WORK.
- THE GENERAL CONTRACTOR SHALL REMOVE AND DISPOSE OF ALL DEBRIS.
- LARGE SCALE DETAILS HAVE PRECEDENCE. HOWEVER WORK INDICATED ON SMALL SCALE DRAWINGS SHALL NOT BE OMITTED. SIMILARLY, NOTES TAKE PRECEDENCE OVER SCHEDULES, PIPING AND WIRE DIAGRAMS. HOWEVER WORK SHOWN OR DESCRIBED BY OTHER METHODS SHALL NOT BE OMITTED.
- CUT AND PATCH ALL EXISTING FINISHES AS REQUIRED BY NEW WORK. MATCH AND FINISH TO PRESENT FINISHED SURFACES OR AS INDICATED.
- FLASH PATCH EXISTING CONCRETE SLABS THAT ARE TO RECEIVE FINISH FLOORING AS REQUIRED.
- ALL PIPING IN FINISHED SPACES TO BE FURRED OUT AND FINISHED TO MATCH EXISTING ADJACENT FINISHES.
- BY SUBMISSION OF THE BID OR PROPOSAL THE UNDERSIGNED BIDDER AND THE PERSON OR PERSONS SIGNING ON BEHALF OF THE BIDDER, AND SHOULD THIS BID BE A JOINT BID, EACH PARTY THERETO, CERTIFIES AS TO ITS OWN ORGANIZATION, UNDER PENALTY OF PERJURY, THAT TO THE BEST OF KNOWLEDGE AND BELIEF:

THE PRICES IN THIS BID HAVE BEEN ARRIVED AT INDEPENDENTLY WITHOUT COLLUSION, CONSULTATION, COMMUNICATION, OR AGREEMENT FOR THE PURPOSE OF RESTRICTING COMPETITION, AS TO ANY MATTER RELATING TO SUCH PRICES WITH ANY OTHER BIDDER OR WITH ANY COMPETITOR.

UNLESS OTHERWISE REQUIRED BY LAW, THE PRICES WHICH HAVE BEEN QUOTED IN THIS BID HAVE NOT BEEN KNOWINGLY DISCLOSED BY THE BIDDER PRIOR TO OPENING, DIRECTLY OR INDIRECTLY, TO ANY OTHER BIDDER NOR TO ANY COMPETITOR; AND NO ATTEMPT HAS BEEN MADE OR WILL BE MADE BY THE BIDDER TO INDUCE ANY OTHER PERSON, PARTNERSHIP OR CORPORATION TO SUBMIT OR NOT TO SUBMIT A BID FOR THE THE PURPOSE OF RESTRICTING COMPETITION.

LIST OF DRAWINGS

ARCHITECTURAL

- T-1 TITLE SHEET
EM-101 ELECTRICAL, MECHANICAL, PARTIAL FLOOR PLAN

Revisions

10/1/2010	MARK-UP SET
3/3/2011	ISSUED FOR BID

The Geddiss Partnership

Architecture Planning Interiors
71 Old Post Road, Southport, CT 06890
(203) 256-8700

MEP Engineer
DIVERSIFIED TECHNOLOGY CONSULTANTS
2321 Whitney Avenue
Hamden, CT 06518
(203) 239-4200

Project



HVAC Replacement at: Lordship Elementary School

254 Crown Steet
Stratford, Connecticut

Drawing Title

TITLE SHEET

MATERIALS LEGEND:

	BRICK		STONE
	BATT INSULATION		CRUSHED STONE
	CONTINUOUS WOOD FRAMING THROUGH MEMBER.		CONCRETE MASONRY UNITS
	CONCRETE		NEW PARTITION
	METALS		WOOD FRAMING - INTERRUPTED MEMBER
	PARTICLE BOARD		FINISHED WOOD
	RIGID INSULATION		
	COMPACTED GRAVEL		
	EARTH/UNDISTURBED SOIL		

GRAPHIC LEGEND:

	INTERIOR WALL ELEVATION NUMBERS		REMOVE EXISTING CONSTRUCTION
	SECTION REFERENCE		EXISTING CONSTRUCTION
	DETAIL REFERENCE		REVISION MARK
	ROOM NUMBER		COLUMN GRID LINES
	CEILING HEIGHT		BUILDING SECTION
	PARTITION TYPE		INDICATES HIDDEN LINE - ABOVE, BELOW, BEHIND OR ITEMS TO BE REMOVED
	EXTERIOR ELEVATIONS		EXISTING DOOR ASSEMBLY
	CENTERLINE OR N.I.C.		EXISTING DOOR TO BE REMOVED
	WINDOW TYPE		DOOR TO BE INSTALLED INDICATES DOOR NUMBER (SEE SCHEDULE)
	HOLLOW METAL TYPE		FURNITURE

NOTE: ROOM NUMBERS DESIGNATED DO NOT CORRESPOND TO EXISTING SCHOOL SIGNAGE & ARE FOR CONSTRUCTION PURPOSE ONLY

Issued 3/3/2011

Drawing No.

Scale AS INDICATED

T-1

Job No. 6400.1013

HVAC GENERAL NOTES

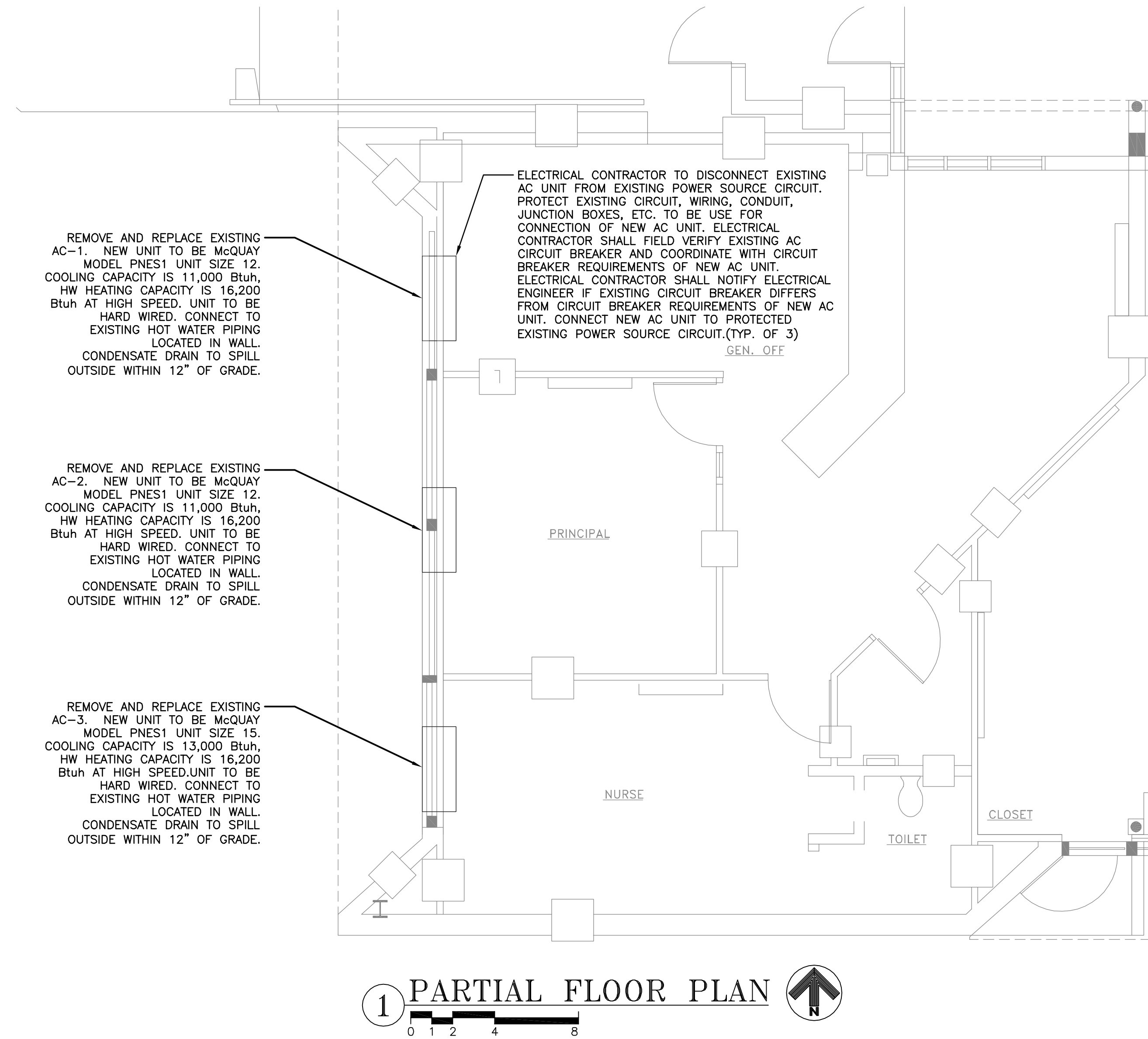
- NOTES BELOW ARE NOT INTENDED TO REPLACE SPECIFICATIONS. SEE SPECIFICATIONS FOR REQUIREMENTS IN ADDITION TO GENERAL NOTES.
- CONTRACTOR SHALL VISIT THE SITE AND BECOME INFORMED AS TO THE NATURE AND SCOPE OF WORK REQUIRED BY CONTRACT DOCUMENTS PRIOR TO BIDDING PROJECT.
- PROVIDE ALL REQUIRED MATERIALS, LABOR, EQUIPMENT, AND SERVICES NECESSARY FOR THE INSTALLATION OF THE WORK AS SHOWN ON THESE DRAWINGS OR SPECIFIED BY THE BASE BUILDING DRAWING AND SPECIFICATIONS.
- REFER TO AND CAREFULLY CHECK ARCHITECTURAL, ELECTRICAL DRAWINGS AND DETAILS, NOTES, LOCATIONS WHERE WALLS, PARTITIONS, CEILINGS, AND OTHER SURFACES ARE FURRED, LOCATIONS OF SHAFTS, SOFFITS, AND CONFLICTS WITH WORK OF OTHER TRADES, AND ARRANGE WORK ACCORDINGLY.
- DUE TO SCALE OF DRAWINGS, ALL REQUIRED OFFSETS, DAMPERS, ETC., MAY NOT BE INDICATED.
- CONTRACTOR SHALL OBTAIN AND PAY FOR ALL REQUIRED PERMITS AND ARRANGE FOR ALL REQUIRED INSPECTIONS IN ACCORDANCE WITH STATE AND LOCAL GOVERNING CODES.
- THE TERM "PROVIDE" SHALL MEAN "TO FURNISH, INSTALL, AND CONNECT COMPLETELY".
- TURN OVER TO THE OWNER ALL MANUFACTURER'S WARRANTIES FOR EQUIPMENT AND MATERIALS PROVIDED.
- WHERE THE CONTRACTOR PROPOSES TO USE AN ITEM OF EQUIPMENT OTHER THAN THAT SPECIFIED OR DETAILED ON THE DRAWINGS WHICH REQUIRES ANY REDESIGN OF THE STRUCTURE, PARTITIONS, FOUNDATIONS, PIPING, WIRING OR ANY OTHER PART OF THE MECHANICAL, ELECTRICAL OR ARCHITECTURAL LAYOUT, ALL SUCH REDESIGN AND ALL NEW DRAWINGS AND DETAILING REQUIRED THEREFORE, SHALL BE PREPARED AT THE CONTRACTOR'S EXPENSE AND ARE SUBJECT TO THE REVIEW AND APPROVAL OF THE OWNER OR HIS AUTHORIZED REPRESENTATIVE. OWNER RESERVES THE RIGHT TO HAVE THE ARCHITECT OR ENGINEER OF HIS CHOICE PREPARE ANY REDESIGN WORK.
- CONTRACTOR SHALL COORDINATE ELECTRICAL REQUIREMENTS OF MECHANICAL EQUIPMENT WITH DIVISION 26, 27, AND 28.
- ALL WORK SHALL BE DONE WITH LICENSED WORKMEN IN ACCORDANCE WITH STATE AND LOCAL GOVERNING AUTHORITIES.
- BEFORE SELECTING MATERIAL AND EQUIPMENT, AND PROCESSING THE WORK, INSPECT AREAS WHERE MATERIAL AND EQUIPMENT ARE TO BE INSTALLED TO INSURE SUITABILITY AND CHECK NEEDED SPACE FOR PLACEMENT AND CLEARANCES.
- BEFORE CUTTING AND DRILLING INTO BUILDING ELEMENTS, INSPECT AND LAYOUT WORK TO AVOID DAMAGING STRUCTURAL ELEMENTS AND BUILDING UTILITIES.
- CONTRACTOR RESPONSIBLE FOR REPAIR AND PAYMENT FOR ALL UTILITIES DAMAGE DURING CONSTRUCTION.
- FOLLOW MANUFACTURER'S RECOMMENDATIONS FOR INSTALLATION OF PROVIDED EQUIPMENT.
- ALL SHOP DRAWINGS OF INDIVIDUAL COMPONENTS ARE TO BE SUBMITTED AS A COMPLETE PACKAGE.
- HVAC PLANS, DETAILS AND ONE LINE DIAGRAMS SHOW THE GENERAL LOCATION AND ARRANGEMENT OF THE SYSTEM. THESE ARE DIAGRAMMATIC AND DO NOT SHOW ALL OFFSETS, HANGERS, ACCESS DOORS, ETC. WHICH THE CONTRACTOR MUST PROVIDE TO COMPLETE THE SYSTEM.
- ALL WORK IN INTERIOR FINISHED SPACES EXCEPT INDICATED IS TO BE CONCEALED ABOVE CEILING. PROVIDE ALL NECESSARY CUTTING, PATCHING, REPAINTING AND/OR REPLACEMENT OF FINISHES AS REQUIRED TO PERFORM COORDINATE WITH OTHER DIVISIONS.
- IF MANUFACTURER OF EQUIPMENT REQUIRES LARGER CAPACITY CIRCUITRY AND/OR EQUIPMENT THIS CONTRACTOR SHALL PROVIDE SUCH CAPACITY AND/OR EQUIPMENT UNDER THIS CONTRACT AT NO COST TO THE OWNER.
- DO NOT SCALE DRAWINGS.
- DO NOT PENETRATE STAIR WALLS WITH ANY UTILITIES OR CONDUIT EXCEPT FOR UTILITIES SPECIFICALLY SERVING THAT STAIR.
- PROVIDE FLEXIBLE JOINTS ON ALL PIPING WHERE PENETRATING ALL BUILDING EXPANSION JOINTS.
- PROVIDE FLEXIBLE CONNECTIONS BETWEEN MECHANICAL EQUIPMENT AND PIPING.
- ALL PENETRATIONS THRU WALLS, ROOF, AND FLOORS TO BE COORDINATED BEFORE SITE WORK EXECUTION WITH STRUCTURAL ENGINEERS.
- THERMOSTAT LOCATIONS TO BE COORDINATED WITH INTERIOR WALL LAYOUT, REFER TO ARCHITECTURAL PLANS.
- ELECTRICAL CHARACTERISTICS FOR MECHANICAL EQUIPMENT: EQUIPMENT OF HIGHER ELECTRICAL CHARACTERISTICS MAY BE FURNISHED PROVIDED SUCH PROPOSED EQUIPMENT IS APPROVED IN WRITING AND CONNECTING ELECTRICAL SERVICES, CIRCUIT BREAKERS, AND CONDUIT SIZES ARE APPROPRIATELY MODIFIED. IF MINIMUM ENERGY RATINGS OR EFFICIENCIES ARE SPECIFIED, EQUIPMENT SHALL COMPLY WITH REQUIREMENTS.
- ALL PENETRATIONS FOR THE INSTALLATION OF THE MECHANICAL SYSTEMS SHALL BE CAULKED AND SEALED FOR SMOKE AND FIRE AS REQUIRED.

ELECTRICAL DEMOLITION GENERAL NOTES

- ALL SALVAGEABLE EQUIPMENT, FIXTURES, DEVICES, ETC. NOT BEING RE-USED SHALL BE TURNED OVER TO BUILDING OWNER'S REPRESENTATIVE FOR STORAGE.
- WHERE THE REMOVAL OF ANY DEVICE, FIXTURE, AND/OR EQUIPMENT INTERRUPTS THE CONTINUITY OF AN EXISTING (TO REMAIN) CIRCUIT, PROVIDE ALL CONNECTIONS AND CIRCUITRY NECESSARY TO MAINTAIN EXISTING CIRCUIT CONTINUITY.
- WHERE BOXES REMAIN AFTER REMOVAL OF FIXTURES AND ELECTRICAL DEVICES FROM EXISTING (TO REMAIN) CONSTRUCTION, PROVIDE BLANK COVER FOR EACH BOX.
- EXACT LOCATION OF ALL EXISTING (TO REMAIN OR TO BE RELOCATED) MATERIAL SHALL BE ESTABLISHED AND VERIFIED IN FIELD.
- IN ALL AREAS WHERE EXISTING (TO REMAIN) CONDUIT BECOMES EXPOSED DUE TO DEMOLITION OR NEW WORK, CONTRACTOR TO SECURE CONDUIT TO BUILDING STRUCTURE (INDEPENDENT OF OTHER UTILITIES) IN ACCORDANCE WITH ALL CODES.
- BEFORE COMMENCING WITH WORK, CONTRACTOR SHALL INSPECT THE PROJECT SITE. DETERMINE THE CONDITIONS UNDER WHICH DEMOLITION IS TO BE ACCOMPLISHED ALONG WITH KIND AND AMOUNT OF MATERIALS BEING REMOVED. IF ANY LATENT HAZARDOUS MATERIALS ARE NOTICED OR SUSPECTED, CONTRACTOR SHALL NOTIFY OWNER IMMEDIATELY AND WAIT FOR FURTHER INSTRUCTIONS BEFORE STARTING/RESTARTING ANY WORK IN PROJECT AREA. THE OWNER IS RESPONSIBLE FOR THE REMOVAL OR ABATEMENT OF ANY/ALL ASBESTOS-LADEN MATERIALS PRIOR TO THE CONTRACTOR COMMENCING WITH HIS WORK.
- ALL EQUIPMENT REMOVED SHALL BE REMOVED FROM SITE IN ITS ENTIRETY AND DISPOSED OF BY THE CONTRACTOR IN ACCORDANCE WITH ALL APPLICABLE LAWS.
- ANY/ALL ELECTRICAL SHUTDOWNS REQUIRED TO COMPLETE THE DEMOLITION WORK OUTLINED SHALL BE THE RESPONSIBILITY OF THE CONTRACTOR. SHUTDOWNS SHALL BE COORDINATED THROUGH OWNER'S REPRESENTATIVES. ALL AREAS NOT UNDER CONSTRUCTION MUST BE KEPT OPERATIONAL DURING CONSTRUCTION. TO ACCOMPLISH THIS, PROVIDE THE NECESSARY TEMPORARY ELECTRICAL SERVICES. REMOVE TEMPORARY DEVICES UPON COMPLETION OF CONSTRUCTION. CONTRACTOR SHALL PROVIDE TEMPORARY POWER AND LIGHTING AS REQUIRED DURING THE ENTIRE DURATION OF CONSTRUCTION. THE CONTRACTOR SHALL REMOVE ALL TEMPORARY POWER AND LIGHTING UPON COMPLETION OF THE PROJECT.
- NO EQUIPMENT OR DEVICES THAT HAVE BEEN ABANDONED SHALL REMAIN.
- THE CONTRACTOR SHALL COORDINATE WITH THE OWNER, OWNER'S REPRESENTATIVE, AND/OR GENERAL CONTRACTOR ANY AND ALL PHASING OF THE MECHANICAL DEMOLITION WORK IN ORDER TO SATISFY THE CONSTRUCTION SCHEDULE AND OWNER'S OCCUPANCY REQUIREMENTS.
- ANY ELECTRICAL EQUIPMENT/DEVICE TO BE REMOVED AND RE-USED OR TURNED OVER TO THE OWNER, AT OWNER'S REQUEST, OR AS INDICATED ON THE DRAWINGS SHALL BE CAREFULLY REMOVED AND STORED TO PREVENT DAMAGE.
- THE CONTRACTOR SHALL ALSO REVIEW THE ARCHITECTURAL DEMOLITION DRAWINGS AS PART OF THIS CONTRACT FOR ADDITIONAL INFORMATION AND REQUIREMENTS.
- THE CONTRACTOR SHALL COORDINATE HIS DEMOLITION WORK WITH THAT OF OTHER TRADES IN ORDER TO AVOID CONFLICTS.

ELECTRICAL NEW WORK GENERAL NOTES

- UNLESS OTHERWISE INDICATED, FURNISH AND INSTALL A COMPLETE AND OPERATIONAL ELECTRICAL SYSTEM INCLUDING ALL NECESSARY MATERIAL, LABOR, AND EQUIPMENT.
- ELECTRICAL PLANS AND DETAILS, SHOW THE GENERAL LOCATION AND ARRANGEMENT OF THE ELECTRICAL SYSTEM. THEY ARE DIAGRAMMATIC AND DO NOT SHOW ALL CONDUIT BODIES, CONNECTORS, BENDS, FITTINGS, HANGERS, AND ADDITIONAL PULL AND JUNCTION BOXES WHICH THE CONTRACTOR MUST PROVIDE TO COMPLETE THE ELECTRICAL SYSTEM.
- ALL EQUIPMENT AND MATERIAL SHALL BE LABELED AND LISTED, AND INSTALLED IN ACCORDANCE WITH THEIR LISTING.
- THE CONTRACTOR SHALL OBTAIN ALL REQUIRED PERMITS AND ARRANGE FOR ALL REQUIRED INSPECTIONS IN ACCORDANCE WITH STATE GOVERNING AUTHORITIES.
- ALL WORK SHALL BE DONE WITH LICENSED WORKMEN IN ACCORDANCE WITH STATE GOVERNING AUTHORITIES.
- THE DEFINITION OF ELECTRICAL TERMS USED SHALL BE AS DEFINED IN THE 2005 EDITION OF THE NATIONAL ELECTRIC CODE (NEC).
- THE TERM "SIZE" SHALL MEAN ONE OR MORE OF THE FOLLOWING: "LENGTH, CURRENT AND VOLTAGE RATING, NUMBER OF POLES, NEMA SIZE, AND OTHER SIMILAR ELECTRICAL CHARACTERISTICS".
- ELECTRICAL PLANS AND DETAILS DO NOT SHOW ALL INTERFERENCE'S AND CONDITIONS, VISIBLE AND/OR HIDDEN, THAT MAY EXIST; THUS REQUIRING THE CONTRACTOR TO INSPECT AND SURVEY THE SPACE BEFORE PERFORMING THE WORK.
- COORDINATE ELECTRICAL WORK WITH OWNER.
- COORDINATE ELECTRICAL WORK WITH OTHER DIVISIONS OF THIS PROJECT.
- BEFORE SELECTING MATERIAL AND EQUIPMENT, AND PROCEEDING WITH WORK, INSPECT AREAS WHERE MATERIAL AND EQUIPMENT ARE TO BE INSTALLED TO INSURE SUITABILITY, AND CHECK NEEDED SPACE FOR PLACEMENT, CLEARANCES AND INTERCONNECTIONS.
- BEFORE CUTTING OR DRILLING INTO BUILDING ELEMENTS, INSPECT AND LAYOUT WORK TO AVOID DAMAGING STRUCTURAL ELEMENTS AND BUILDING UTILITIES.
- ALL WORK SHALL BE DONE IN ACCORDANCE WITH THE NATIONAL ELECTRIC CODE (NEC) ANSI/NFPA 70 2005 EDITION.
- ELECTRICAL CONTRACTOR SHALL SEAL ALL ELECTRICAL PENETRATIONS THROUGH FIRE AND SMOKE RATED PARTITIONS WITH FIRE RATED MATERIAL EQUAL TO DOW CORNING SILICONE RTV FOAM AS A MINIMUM. MATERIAL SELECTION SHALL BE BASED ON RATING OF PARTITION PENETRATED.
- COORDINATE WITH ARCHITECTURAL DRAWINGS AND SPECIFICATIONS FOR PATCHING AND REPAIRING OF HOLES AND OPENINGS IN WALLS AND STRUCTURAL ELEMENTS.
- UNLESS OTHERWISE INDICATED ALL EQUIPMENT/DEVICES SHOWN ON FLOOR AND REFLECTED CEILING PLANS SHALL BE NEW AND PROVIDED BY THE CONTRACTOR.
- CONTRACTOR SHALL PROVIDE ALL CONDUIT, WIRING, RACEWAY, SUPPORTS, JUNCTION BOXES, BACK BOXES, AND WALLPLATES, ETC. REQUIRED TO HAVE A FULLY CONNECTED NEW/RELOCATED COMPONENTS. RELOCATED COMPONENTS SHALL BE CONNECTED TO ITS ORIGINAL SYSTEM. NEW COMPONENTS SHALL BE CONNECTED AS INDICATED ON FLOOR PLANS.

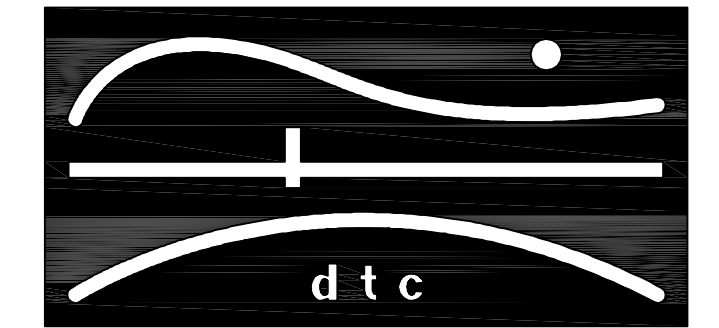


Revisions

10/22/2010 ISSUED FOR BID

The Geddiss Partnership

Architecture Planning Interiors
71 Old Post Road, Southport, CT 06890
(203) 256-8700



DIVERSIFIED TECHNOLOGY CONSULTANTS
2321 Whitney Avenue - Hamden Center II - Hamden CT 06518
Ph: 203 239 4200 Fax: 203 234 7376

Project



2725 Main Street
Stratford, CT 06614

HVAC Replacement at:
Lordship Elementary School

254 Crown Steet
Stratford, Connecticut

Drawing Title

**ELECTRICAL
MECHANICAL
PARTIAL
FLOOR PLAN**

Issued
10/22/2010

Drawing No.

Scale

EM-101

Job No.

6400.1013